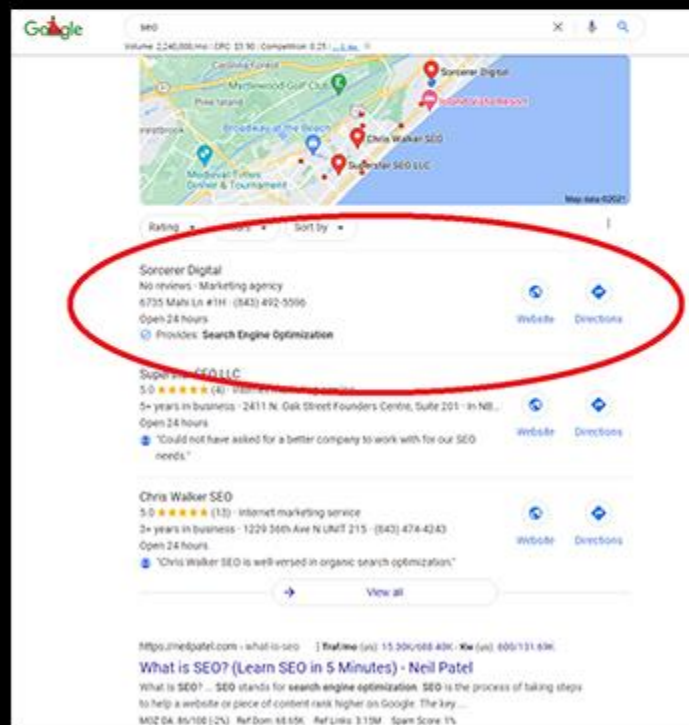


SEO RESULTS IN 7 DAYS?



SEO In 7 Days

Should You Even Try?

- Gives you something to show a client right away
- Get's you data as soon as possible
- Increases profitability in the long run
- Made for a great clickbait title for this livestream

A warning sign with a black background and a central yellow rectangular area. The yellow area has a distressed, textured appearance. It is framed by two horizontal bands of diagonal black and yellow stripes. The word "WARNING" is printed in the center of the yellow area in a bold, black, sans-serif font.

WARNING

What This Is Not

- Trying to do a whole campaign in 7 days is a bad idea and won't work
- This assumes there is already a website built. Building a new site would add time.
- The only way, or not even necessarily the best way to go about a new campaign
- A static thing... each case is different
- A fully in depth dive into every part of everything we will talk about (there's too much for one session)
- The only services/freelancers that are good at these things
- A stream where free pizza will be provided

Day 1

- Website Access
- Search Console/Analytics etc... access
- Setup Rank Tracker
- Install necessary plugins (at minimum your favorite SEO plugin)
- Run an On Page Audit with Audiit.io
- Order any content that you are going to need
- Create any of the missing major social profiles and order the creation of the rest
- Do a citation audit with Serped or Whitespark etc... or order one (though that tends to take longer than 7 days)
- If GMB does not exist, create it and do everything you can before verification
- Do on page optimization of any pages not needing new content
- Order Branded Foundation Links
- Order Branded Web 2.0
- Order Social Signals

Day 2

- Citations – Build the major ones, order the rest including niche and geo specific ones
- Run a sitebulb or screaming frog audit.
- Between the above audit and search console redirect or remove any unneeded, broken URLs
- Finish any tasks left over from day #1

Day 3

- Plan site structure changes as needed
- Begin making site structure changes (the way services, and location pages link to individual pages, menu etc...)
- Use the above info as well as experience to plan your interlinking strategy
- Create any missing pages such as HTML sitemap, Privacy, TOS etc...

Day 4

- If content ordered on day 1 is ready put it on the site.
- Optimize newly added content.
- Make any additional site structure changes needed
- Complete interlinking
- Complete any open tasks from day 1-3

Day 5

- If content ordered on day 1 is ready put it on the site.
- Optimize newly added content.
- Site speed optimization; do it yourself or order it.
- If links order on day one are ready, add some content to the major ones
- Same for social profiles

Day 6

- Recheck everything from days 1-5
- Do any steps you may have missed
- Make sure content optimization is as close to 100% as possible
- Make sure site structure is in place and no pages are missing.
- Build any missing citations, social profiles etc... and optimize

Day 7

- If GMB verification has arrived, verify GMB (though this is taking much longer now it seems)
- Add any outstanding content
- Optimize any newly added content
- Review days 1-6 and complete anything you've overlooked
- Submit your XML sitemap to Google search console
- Have Google search console inspect the site so it gets crawled.
- Make some GMB posts
- Eat some pizza... not provided by me.

You should now have...

- A site full of fully optimized content
- Proper interlinking
- Proper structure
- All necessary pages
- An optimized, or nearly optimized GMB
- Citations
- Social Profiles
- Web 2.0
- Foundation links
- A site ready to rank.

What to expect...

- Every case is different... yup, it depends.
- If the site was ranking poorly (pages 5-10+) before you should see a major increase
- If the site was ranking moderately before (maybe page 2 or low page 1)
- GMB results vary wildly form niche and location, but you have put all the “must have” steps in place.

Why do it this way?

With SEO, or any numbers based marketing strategy, smart decisions are based on data.

The sooner you have data the better the decisions you can make.

The better decisions lead to the best and fastest results.

The faster the results, the better the ROI. By front loading your campaign you get the bulk of the work done in the first week and month. If that ends up being a site you have for months or years, you are left with very little to do in the ensuing months thus making your campaign much more profitable.

Why do it this way?

If this is for a client's website it also sets a great first impression because they see all the work and results you got done and start with a good impression of you and your company.

Key Points

- Create a similar plan for yourself in the form of an SOP
- Order everything you are going to need to order the first day
- Do things such as getting your GMB verification started the first day
- Plan, then execute... but don't slack in between. In other words once you have a plan execute the same or next day.
- Build a team to help you implement this at scale.

Some Freelancers



+ Lead Writer for Open Legend RPG Core (raised \$110,000 on Kick Starter!)

+ Content Manager of Delaware Tech's Teaching and Learning Blog



PREMIUM ARTICLES THAT RANK & CONVERT



100 SOCIAL MEDIA ACCOUNTS CREATION

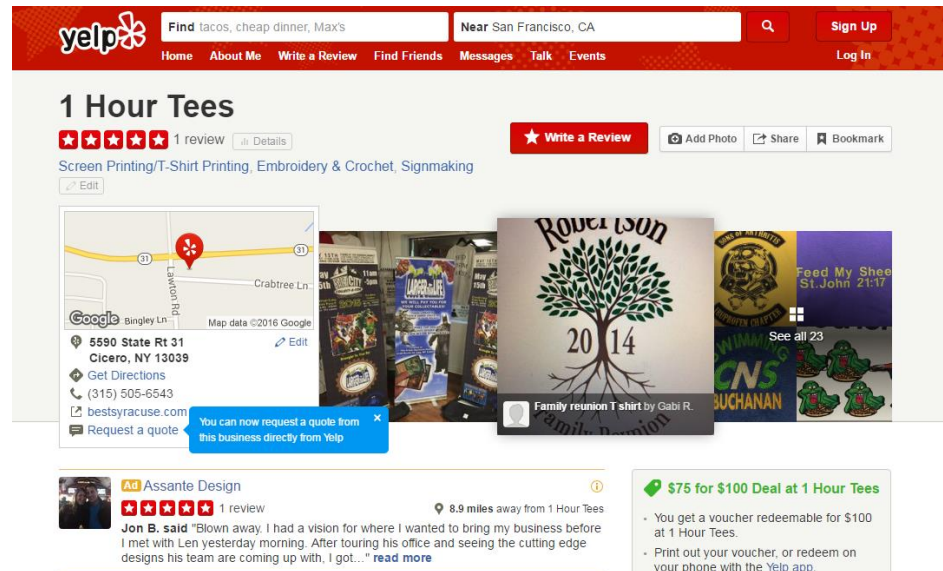


Page Speed Optimization

'A' RATING GUARANTEE

Google GTmetrix

PREMIUM SELLER



1 Hour Tees

5590 State Rt 31 Cicero, NY 13039

8.9 miles away from 1 Hour Tees

\$75 for \$100 Deal at 1 Hour Tees

- You get a voucher redeemable for \$100 at 1 Hour Tees.
- Print out your voucher, or redeem on your phone with the Yelp app.

Some Freelancers



5000   

**SUPERSTAR
SOCIAL
SIGNALS**

THE BEST SOCIAL SIGNALS
PACKAGE AVAILABLE




 **SUPERSTAR SEO**





**THE SUPERSTAR
ON SITE
SEO AUDIT
IN DEPTH**






 **SUPERSTAR SEO**



 **tumblr.** 

100% Manual

2.0



THE LINK FOUNDATION

EVERY WEBSITE NEEDS THESE LINKS

100% WHITEHAT & SAFE





**BRANDED
FOUNDATION
LINKS**

35\$

 **missinglink.**
JEFF COSEO

Services

- <https://www.legiit.com/lsh/i-will-write-a-stellar-seo-blog-post>
- <https://www.legiit.com/SamPoyan/500-word-article-seo-optimized>
- <https://www.legiit.com/SuperstarSEO/audiitio-one-page-seo-competition-analysis-tool-legiit-exclusive>
- <https://www.legiit.com/Muktesh-Patel/i-will-create-100-social-media-profile-for-brand-creation>
- <https://www.legiit.com/citationexpert/i-will-create-high-quality-local-citations-for-any-country>
- <https://www.legiit.com/SuperstarSEO/2150-social-signals-facebook-twitter-pinterest>
- <https://www.legiit.com/SuperstarSEO/white-hat-google-maps-ranking-service>
- <https://www.legiit.com/LondamSEO/manual-web-20-blogs-that-work>
- <https://www.legiit.com/MissingLink/branded-foundation-links>
- <https://www.legiit.com/ignitefirst/link-foundation-100-whitehat-service-great-for-brand-new-sites-230-links>
- <https://www.legiit.com/monkeybusiness/wordpress-page-speed-optimization>

Key Points

- Create a similar plan for yourself in the form of an SOP
- Order everything you are going to need to order the first day
- Do things such as getting your GMB verification started the first day
- Plan, then execute... but don't slack in between. In other words once you have a plan execute the same or next day.
- Build a team to help you implement this at scale.

Shameless Plug – Try Free 7 Days



<https://www.superstarseo.expert/>

Questions?